



## S/Y WORLD'S END



Length  
**19.81m** 64.99 ft.



Guests  
**10**














Cabins  
**5**



Crew  
**3**



# S/Y WORLD'S END

-  Air Conditioning
-  Kayaks x 2
-  Monoski
-  Paddle Boards x 2
-  Seabob x 2
-  Snorkeling Gear
-  Tender
-  Towable water toys
-  Wakeboard
-  Waterskis
-  Wifi



# EXTERIOR DESIGN

















# INTERIOR DESIGN





















# GALLERY LIFESTYLE













# Specifications



Low rate per day

3 166 €



High rate per day

4 500 €



Summer low rate per week

25 000 €



Summer high rate per week

27 000 €



Winter low rate per week

19 000 €



Winter high rate per week

25 000 €



Builder

Fontaine Pajot



Year built

2011



Year refit

2016



Length

19.81 m



Guests Cruising

10



Cabins

5

Winter Cruising Area(s)

East Mediterranean

Summer Cruising Area(s)

East Mediterranean

Crew

3

Max speed

11 knots

Cruising speed

9 knots

Fuel consumption

27 Litres/Hr

Type of cabins

5 (4 x Double, 1 x Twin)