



M/Y BINA



Length
43.25m
140 ft.



Guests
12






















Cabins
5



Crew
9

M/Y BINA

- | | | | | |
|---|---|---|---|---|
| 
8m+ tender boat / day boat | 
Air Conditioning | 
Donuts | 
Fishing Gear | 
Floating Mat |
| 
Gym Equipment | 
Jacuzzi | 
Jetski | 
Paddle Board | 
Seabob x 2 |
| 
Segway x 2 | 
Snorkeling Gear | 
Stabilisers underway | 
Tender | 
Towable water toys |
| 
Wakeboard | 
Waterskis | 
Wifi | 
Water slide | |



EXTERIOR DESIGN







INTERIOR DESIGN





GALLERY LIFESTYLE





Specifications



Summer low rate per week

150 000 €



Summer high rate per week

185 000 €



Winter low rate per week

150 000 €



Winter high rate per week

185 000 €



Builder

Mondomarine



Year built

2006



Year refit

2017



Length

43.25 m



Guests Cruising

12



Cabins

5

Winter Cruising Area(s)

West Mediterranean

Summer Cruising Area(s)

East Mediterranean, West Mediterranean

Crew

9

Max speed

16.5 knots

Cruising speed

14 knots

Fuel consumption

280 Litres/Hr

Type of cabins

5 (3 x Double, 2 x Twin, 2 x Pullman)